


Mantis Series Dock Levelers

hydraulic and mechanical models

BLUE GIANT®



Built for Years of Reliable Service

Blue Giant Dock Levelers are designed and built to withstand years of rugged use with minimal maintenance while still providing easy, dependable and safe operation. They have been proven on thousands of loading docks around the world under the most demanding conditions.

Hydraulic Dock Levelers – MTS-H Models

25,000 to 40,000 lb. (11,364 to 18,181 kg.) Rated Capacities

Hydraulic dock levelers are efficient and easy to use. Unlike mechanical dock levelers, there's no bending and pulling required to operate. Activation and positioning is achieved with constant-pressure push button controls.

The electro/hydraulic control and operation lets you address additional safety concerns such as interlocking with vehicle restraints, overhead doors, and other equipment.

The ease of operation reduces operator fatigue and the temptation to take shortcuts making hydraulic levelers particularly valuable for high-volume docks, multiple shifts, and severe conditions.


A single push-button control operates both the deck and lip. The controls are conveniently located on one remote wall-mounted station. The leveler is powered by a self-contained, maintenance-free power pack.

Deck support is provided by a minimum of 6 formed channels welded at dynamic impact points. A continuous, single-piece headboard further increases strength across the front of the deck.

The platform is designed to "flex" up to 4 inches (102 mm) when under load to ensure full-width contact between the lip and trailer bed.

Superior Quality & Features

- Narrow frame makes pit cleaning easier.
- Yieldable lip absorbs shock from trucks backing in that can damage the platform and trailer.
- Full width lip hinge provides maxim strength and rigidity. Continuous one-piece headboard strengthens the front dock structure.
- Deck support features high tensile steel channels that are welded to the underside of the deck at dynamic impact points to prevent "dishing" and provide long-term structural integrity.
- Fixed rear hinge remains flush with the floor to eliminate pinch points and cross-traffic obstructions. Full-width pin along with four vertical frame supports absorb cross-traffic impact.
- 2-inch rear angle accommodates easy installation into non-square pits.
- Lip keepers provide cross-traffic support and automatic night locks.
- **Remote control is wall mounted and watertight to NEMA standards. Shielded push buttons control dock operation and reset.**
- **Velocity fuse fall safe limits platform free fall to less than three inches.**
- **Hydraulic lip cylinder increases operating efficiency and reduces maintenance requirements over mechanically actuated lips.**
- **Toe guards provide protection over the full operating range of the platform (optional for mechanical docks).**
- **Hydraulic power system features a 1HP motor equipped with overload protection. UL/CSA approved. Maintenance stand is V-grooved and supports both the deck and lip for safe underdeck inspections and maintenance.**



Mechanical Dock Levelers – MTS-M Models

25,000 to 40,000 lb. (11,364 to 18,181 kg.) Rated Capacities

Simply pull the release chain located at the rear of the platform to release the hold-down assembly. Heavy-duty springs lift the platform above the truck bed and smoothly extend the lip.

When the truck is in place, the dock is “walked” down onto the truck bed. Less than 90 lb (41 kg) of walk-down force is needed to lower the deck into position. If below-level operation is required, a second pull-chain located at the front of the platform is activated during walk down.

During loading and unloading, the hold-down system uses a disc brake to ensure seamless dock movement to that of the trailer suspension. The platform “flexes” up to 4 inches (107mm) when under load to ensure full-width contact between the lip and the trailer bed.

When the truck departs, the lip automatically drops and can be lowered into the lip keeper to secure the platform.



Superior Quality & Features

- Narrow frame makes pit cleaning easier.
- Yieldable lip absorbs shock from trucks backing in that can damage the platform and trailer.
- Full width lip hinge provides maxim strength and rigidity. Continuous one-piece headboard strengthens the front dock structure.
- Deck support features high tensile steel channels that are welded to the underside of the deck at dynamic impact points to prevent “dishing” and provide long-term structural integrity.
- Fixed rear hinge remains flush with the floor to eliminate pinch points and cross-traffic obstructions. Full-width pin along with four vertical frame supports absorb cross-traffic impact.
- 2-inch rear angle accommodates easy installation into non-square pits.
- Lip keepers provide cross-traffic support and automatic night locks.
- Dual fall-safe legs protect against platform free-fall below dock level in the event of premature truck departure.
- Hold-down system controlled by 45,000 PSI precision-milled steel ratchet with 13 deep grooves and four pawls for finite locking capabilities.
- Spring-biased counterbalanced system with single-point tension adjustment of walk-down pressure ensures efficient and reliable operation.
- Ergonomic soft-pull chain requires only 3 lb (1.4 kg) of force to release the deck. A second chain at the front of the platform permits below-level operation.
- Hold-down assembly features a disk brake and lifting strap rated at 6,500 lb (2955 kg) to ensure seamless dock movement to that of the trailer suspension.



Safety Products & Accessories

TL85 Hydraulic Vehicle Restraint System

Holds truck to loading dock securely. Hydraulic with only 3 moving parts. No regular adjustment or lubrication required. Patented design works with widest range of trucks and with bent or closed-in ICC bars. Zinc plated against corrosion. Can be interlocked to hydraulic dock leveler. Comes with high visibility, long-life communications package.



Automatic Combination Control Panel



The ultimate in dock safety and performance. A single control station for both Hydraulic Dock Leveler and TL85 Hydraulic Vehicle Restraint. Leveler operation is prevented until truck restraint is secured for operator safety. Standard when ordered in combination with FH Hydraulic Dock Leveler and the TL85 Hydraulic Vehicle Restraint.

New Construction Pit Kit

Available as part of the original dock leveler or advance shipped to facilitate pit construction. (Bottom pan not supplied when ordered as a pit kit, unassembled).



Dock Seals, Bumpers & Accessories

A complete line of products for any size door opening.




XDS Series: Extra Dock Safety

The heavy duty Door & Dock Guard is specifically designed to prevent forklift roll-off and overhead damage. Stops up to 10,000 lb (4,545 kg) rolling loads at 4 mph (6.4 kmh).

Brush and Rubber Weather Seals

Prevents debris from entering dock leveler mechanism. Reduces heating and cooling loss.



85 Heart Lake Road South
Brampton, Ontario, Canada L6W 3K2
Phone: 905-457-3900 • Fax: 905-457-2313
www.BlueGiant.com

AUTHORIZED DISTRIBUTOR

BLUE GIANT EQUIPMENT CORPORATION

BLUE GIANT offers a full line of Loading Dock Equipment including Dock Levelers, Vehicle Restraints, Dock Seals and Shelters and Material Handling Solutions. Concurrent with our continuing product improvement program, specifications are subject to change without notice. Please contact BLUE GIANT for latest information. Some features illustrated may be optional in certain market areas.